

## GET THE APP



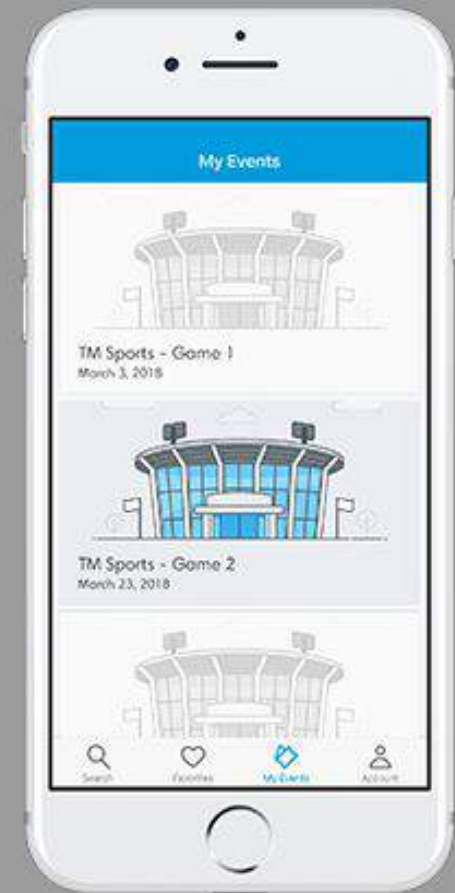
### STEP 1

Download the Ticketmaster mobile app, available on the Google Play Store or the Apple App Store.



### STEP 2

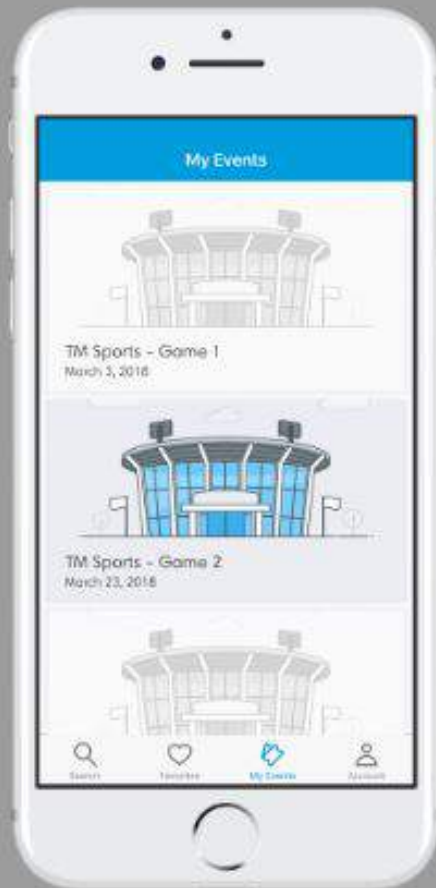
Login using the email address and password associated with your Ticketmaster account



### STEP 3

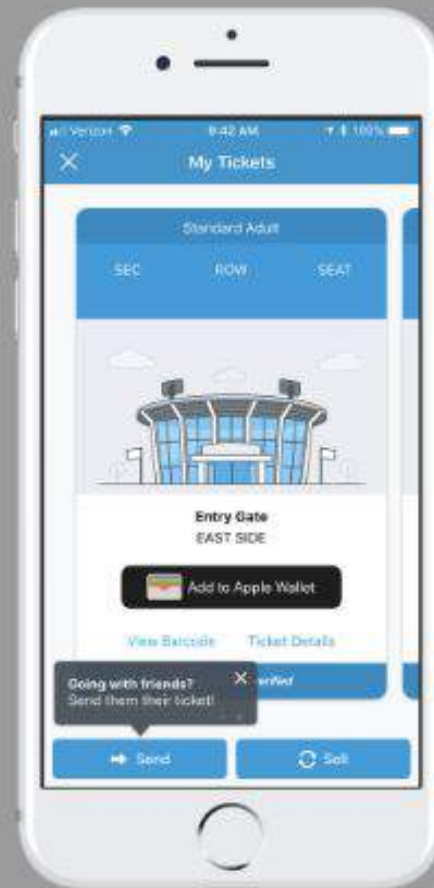
Within the app, go to **My Events** and select your event to view your tickets. s

## ADDING TICKETS TO YOUR PHONE - IPHONE



### STEP 1

Within the app, go to **My Events** and select your event to view your tickets.



### STEP 2

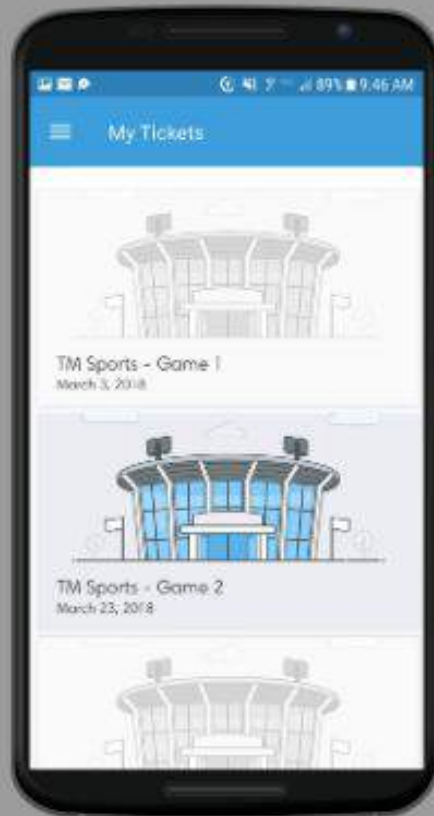
Select **Add to Apple Wallet** and choose if you want to add one (1) or all tickets to your wallet.



### STEP 3

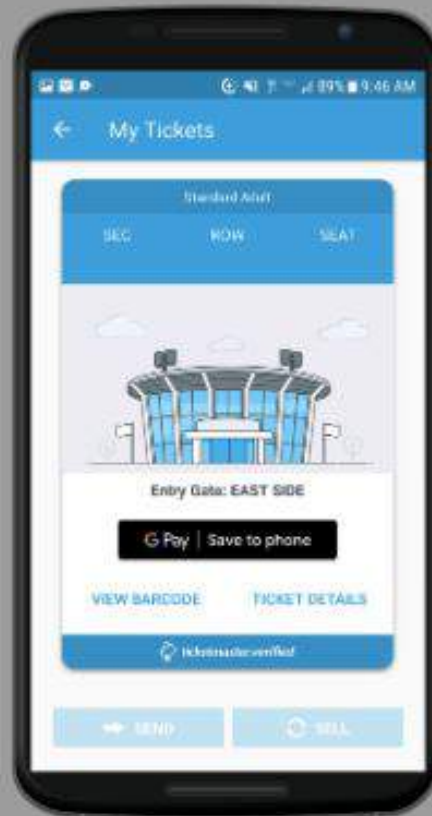
Simply view and show your ticket at event entry and you're IN!

## ADDING TICKETS TO YOUR PHONE - ANDROID



### STEP 1

Within the app, go to **My Tickets** and select your event to view your tickets.



### STEP 2

To save tickets to your phone's wallet, select **Save to Phone**.



### STEP 3

Simply view and show your ticket at event entry and you're IN!